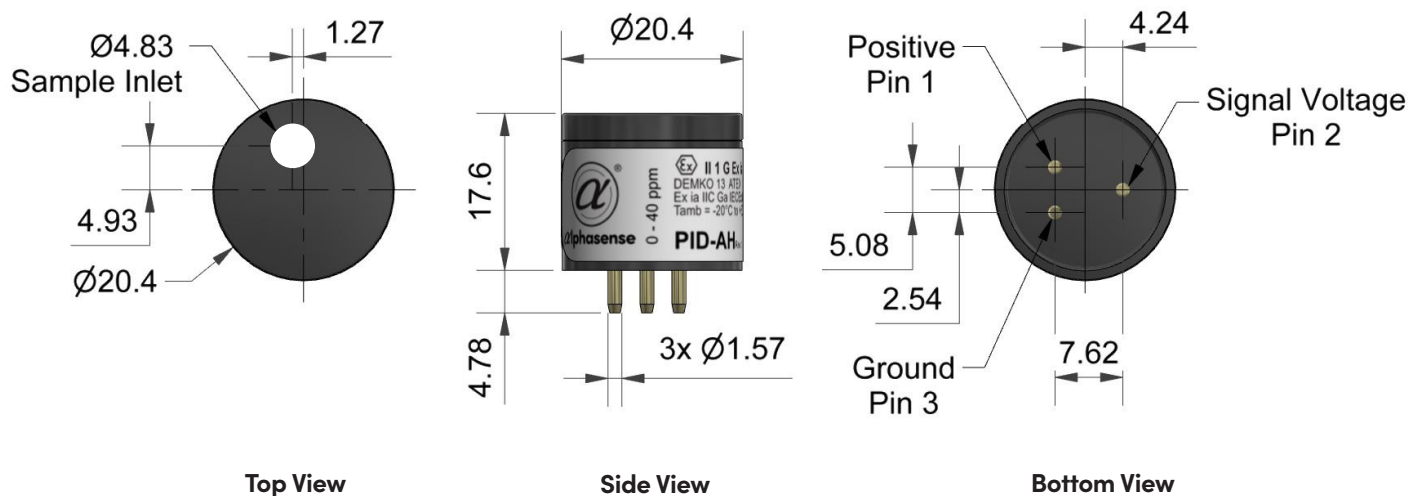


PID-AH5 Photo Ionisation Detector



Dimensions are in millimetres (+/- 0.1 mm). Use of socketed connection is required. Soldering or cutting the connection pins may permanently damage the sensor and void the warranty.

Performance

Target gases	VOCs with ionisation potentials < 10.6 eV
Minimum Detection Level (ppb)	1
Linear Range (ppm)	40
Overrange (ppm)	40
Sensitivity minimum range*	25 mV/ppm
Sensitivity typical range*	50 mV/ppm
Full stabilisation time	5 minutes
Warm up time	5 seconds
Offset Voltage (mV)	40-75
Response Time (t ₉₀ sec)	2

Electrical

Power Consumption	80 mW - 200 mW depending on supply voltage
Supply Voltage	3.2 to 5.5 VDC
Output Signal	0.040 to 2.85 V

Environmental

Temperature Range	-20°C to 60°C
Temperature Dependence	see chart
Relative Humidity Range	0 to 95% non-condensing
Humidity Sensitivity	Near zero (to 75%RH)

Key Specifications

Operating Life	5 years (excluding replaceable lamp and electrode stack)
IS Approval	

Ex II 1 G Ex ia IIC Ga
UL 22 ATEX 2740U
Ex ia IIC Ga IECEx UL 22.0030U
Tamb = -20°C to +60°C **CE** 2813



(No additional circuitry or external fusing required for intrinsic safety)

Onboard Filter	To remove liquids and particulates
Lamp	User Replaceable. Expected life = 10,000 hours
Electrode Stack	User Replaceable
Weight	<8 grams
Position Sensitivity	None
Warranty Period	Electronics and Housing 24 Months, Lamp 12 months. Electrode and lamp are user replaceable. 10.6 eV lamp typical life 10,000 hours.
Patent information	US Pat 6,646,444. Japan Pat 3,793,757

Fig. 2 PID-AH5 Linearity (0-40ppm)

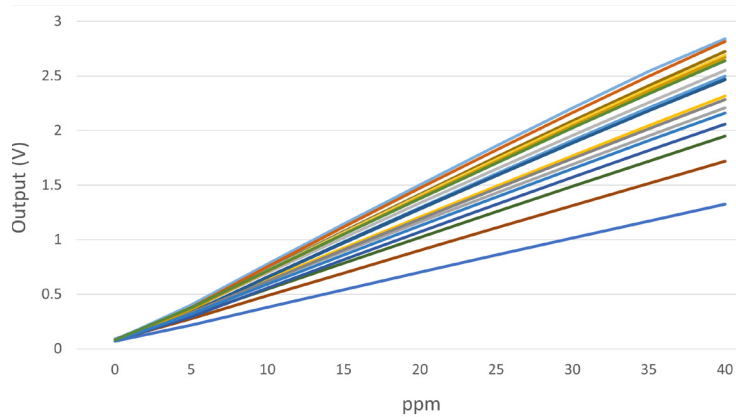


Figure 2 shows the response curve of 20 sensors throughout the entire operating range. Sensors are linear throughout the entire range.

Fig. 3 Sensitivity Temperature Dependence

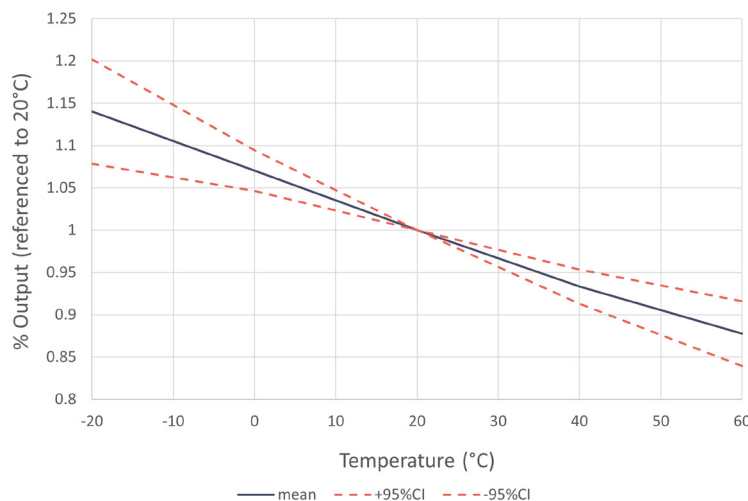


Figure 3 shows the mean and $\pm 95\%$ confidence intervals of the response of the sensors to 30 ppm isobutylene over the entire temperature range. The temperature response follows the ideal gas law.

PID-AH5 Replacement Parts/Consumables List

Part Number	Description	Part Number	Description
001-0036-00	Gas Hood	001-0043-00	Maintenance Kit, which includes: 2 ea Polishing Disc
001-0037-00	Cap with Key		2 ea 10 μm , Cloth, Bottom Filter
001-0038-00	Spacer		2 ea 1 μm , Teflon, Top Filter, Large
001-0039-00	1 μm , Teflon, Top Filter, Large	001-0044-00	Sensor Rebuild Kit, which includes: 2 ea 10.6 eV Lamp
001-0040-00	10 μm , Cloth, Bottom Filter		1 ea Detector Ionisation Cell Assembly
001-0041-00	Detector Ionisation Cell Assembly		1 ea 1 μm , Teflon, Top Filter, Large
001-0042-00	10.6 eV Lamp	001-0045-00	1 ea 10 μm , Cloth, Bottom Filter
001-0046-00	10.6 eV Lamp Individual Package	001-0047-00	Lamp Cleaning Kit
			Fast Response 0 to 2,000 ppm sensor

At the end of the product's life, do not dispose of any electronic sensor, component or instrument in the domestic waste, but contact the instrument manufacturer, Alphasense or its distributor for disposal instructions. NOTE: all sensors are tested at ambient environmental conditions unless otherwise stated. As applications of use are outside our control, the information provided is given without legal responsibility. Customers should test under their own conditions, to ensure that the sensors are suitable for their own requirements.

In the interest of continued product improvement, we reserve the right to change design features and specifications without prior notification. The data contained in this document is for guidance only. Alphasense Ltd accepts no liability for any consequential losses, injury or damage resulting from the use of this document or the information contained within. (©ALPHASENSE LTD) Doc. Ref. PIDAH5/OCT22